

MAINTENANCE & CARE

Maintaining and caring for hardwood floors is essential to keep them looking beautiful and extend their lifespan. Here are some tips:



Tip #1 Regular Cleaning

- Sweep or vacuum regularly to remove dirt and dust that can scratch the surface.
- Use a soft-bristle broom or a vacuum with a floor brush attachment.

Tip #2 Avoid Excess Water

- Hardwood floors and water don't mix well. Clean up spills immediately to prevent damage.
- Use a damp mop with a hardwood floor cleaner for deeper cleaning, avoiding excess water. Excess water can seep into the wood and cause warping.
- Wipe pet paws when they come inside.




Tip #3 Use the Right Cleaning Products

- Use a pH-neutral hardwood floor cleaner recommended by the flooring manufacturer.
- Avoid using harsh chemicals, ammonia, or vinegar, as they can damage the finish.

Tip #4 Protect from Scratches

- Place mats or rugs at entry points to trap dirt and prevent scratches.
- Lift or use felt pads on the legs of furniture to avoid scratches when moving them.
- High heels and pet claws can dent and scratch hardwood floors.
- Keep pets' nails trimmed to avoid scratches.





Tip #5 Control Humidity

- Maintain a consistent indoor humidity level to prevent the wood from expanding or contracting.
- Maintain relative humidity levels between 30-50% to prevent warping
- Steam cleaners can force moisture into the wood and damage the finish. It's best to avoid using them on hardwood floors..


Tip #6 Protect from Sunlight



- Direct sunlight can fade the color of hardwood floors. Use curtains or blinds to protect them from prolonged exposure.

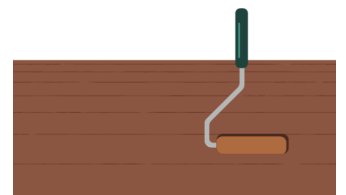
Tip #7 Regular Inspection

- Periodically inspect your floors for any damage or wear. Address issues promptly to prevent further damage.
- Periodically inspect for any signs of damage or wear.
- Check for gaps, cracks, or loose boards.



Tip #8 Recoat or Refinish

- Depending on the wear, you may need to recoat or refinish the floors. Consult with a professional for the best approach.



Remember to follow the specific care guidelines provided by the manufacturer of your hardwood flooring, as different types of finishes may have different maintenance requirements.